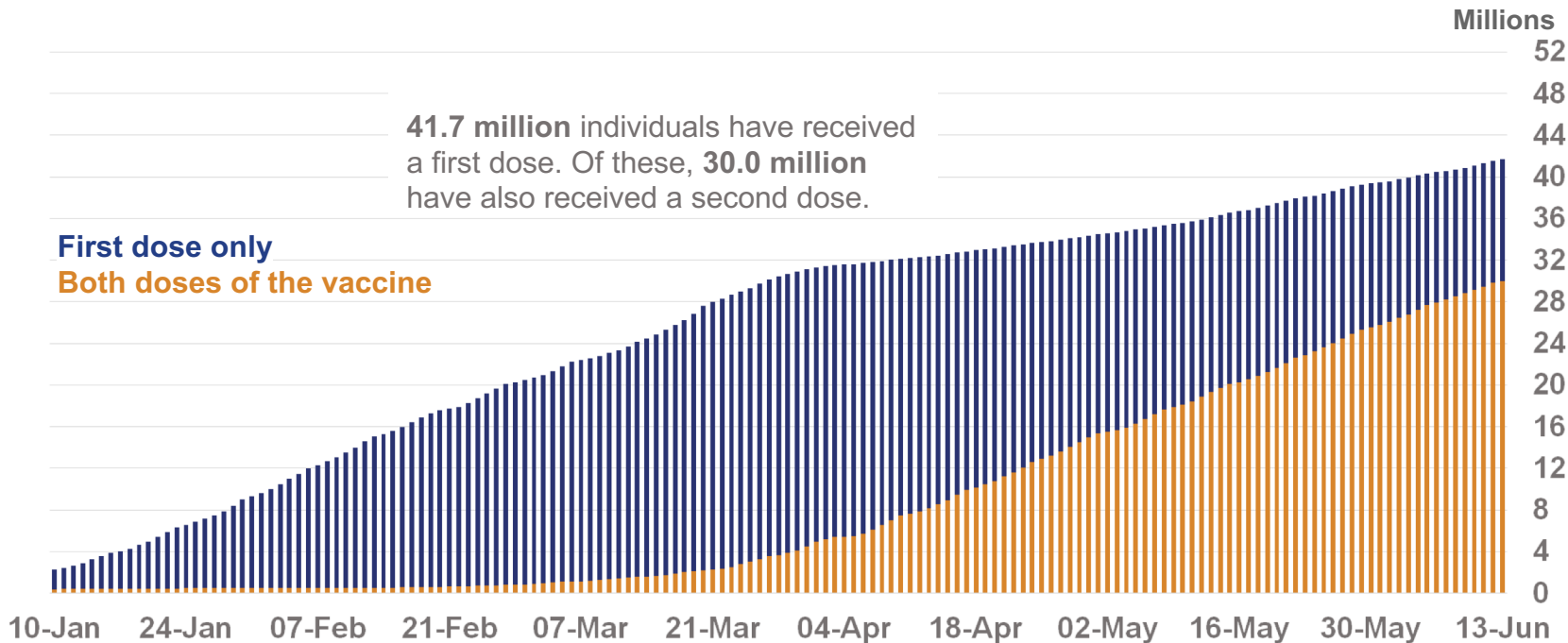


Roadmap Test 1: “The vaccine deployment programme continues successfully”

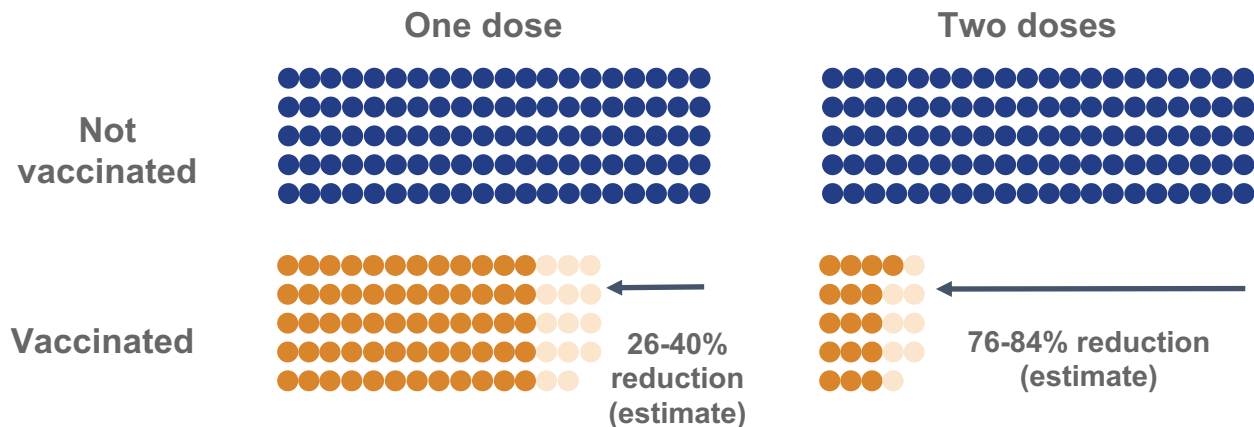
The number of people who have received a vaccination for COVID-19 in the UK

Cumulative number of people who have received a COVID-19 vaccination, by date reported, up to 13 June



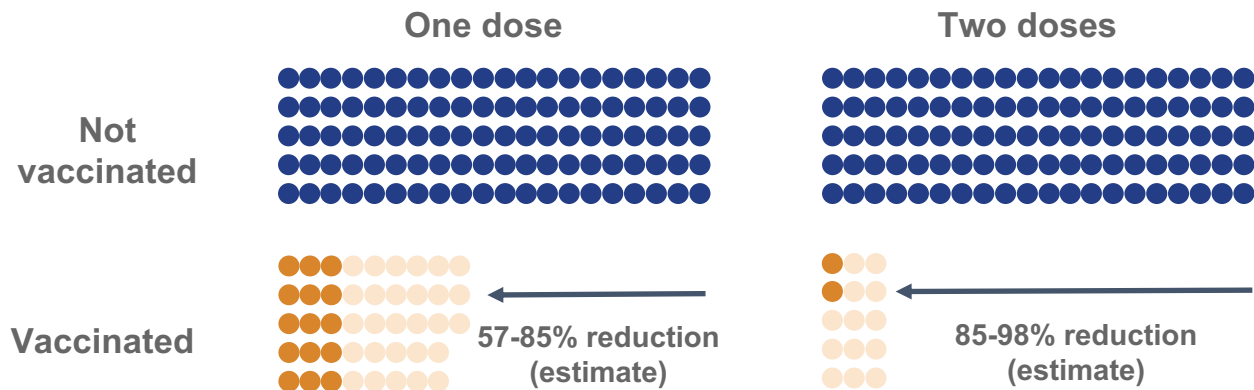
Roadmap Test 2: “Evidence shows vaccines are sufficiently effective in reducing hospitalisations and deaths in those vaccinated”

Protection against symptomatic cases of the Delta variant after one and two doses of the vaccine



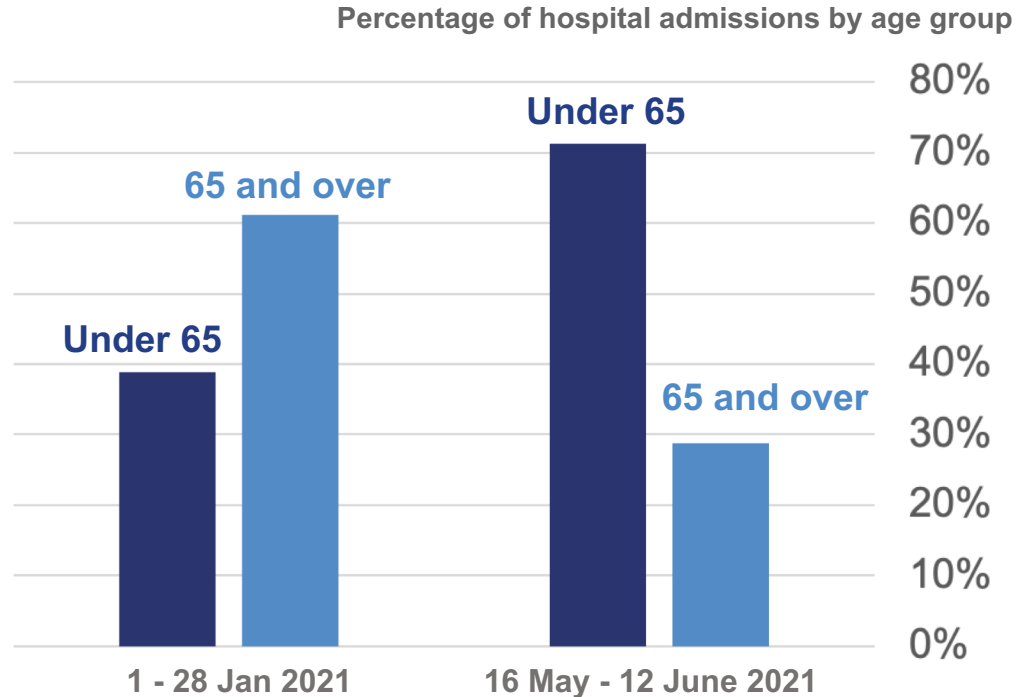
Roadmap Test 2: “Evidence shows vaccines are sufficiently effective in reducing hospitalisations and deaths in those vaccinated”

Estimated reduction in hospitalisations from the Delta variant after one and two doses of the vaccine



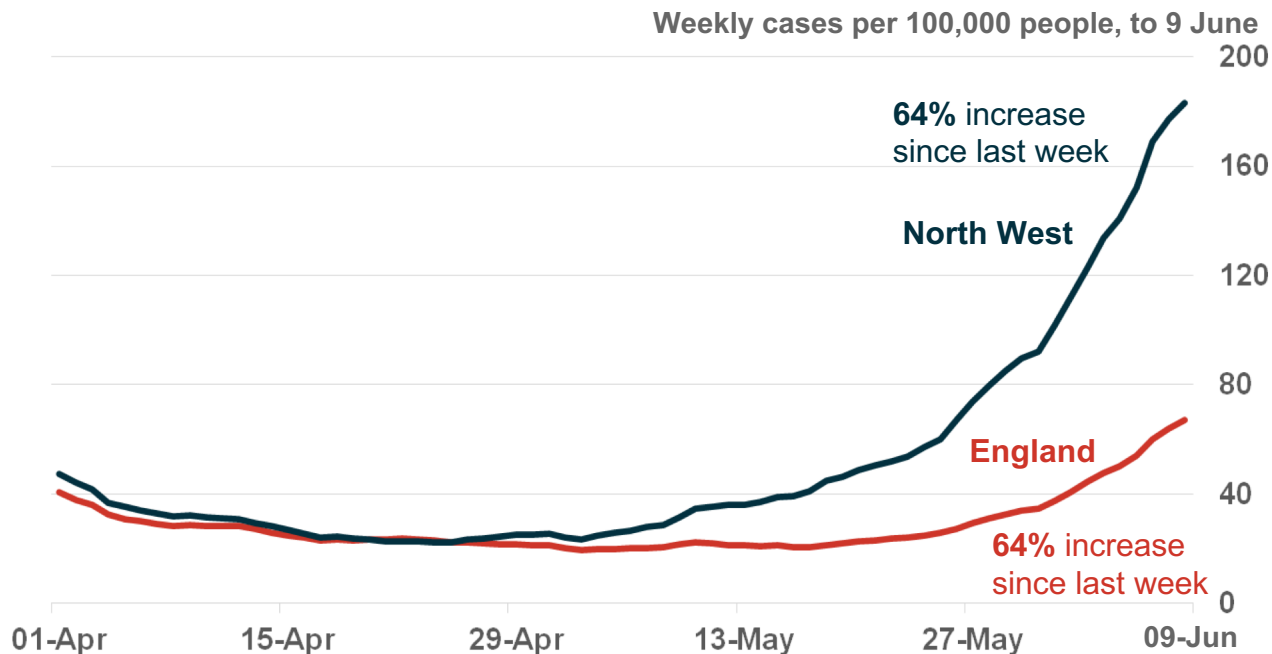
Roadmap Test 2: “Evidence shows vaccines are sufficiently effective in reducing hospitalisations and deaths in those vaccinated”

Age distribution of hospital admissions in England



Roadmap Test 3: “Infection rates do not risk a surge in hospitalisations which would put unsustainable pressure on the NHS”

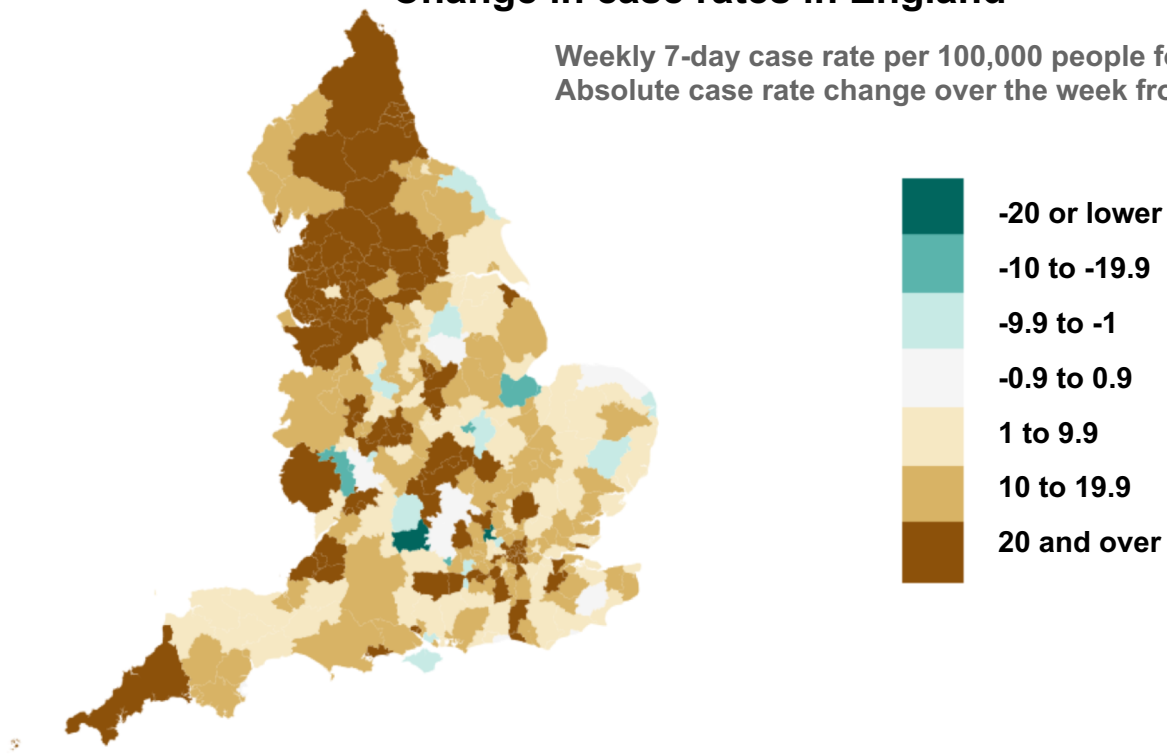
Average number of weekly cases per 100,000 people for the North West and England



Roadmap Test 3: “Infection rates do not risk a surge in hospitalisations which would put unsustainable pressure on the NHS”

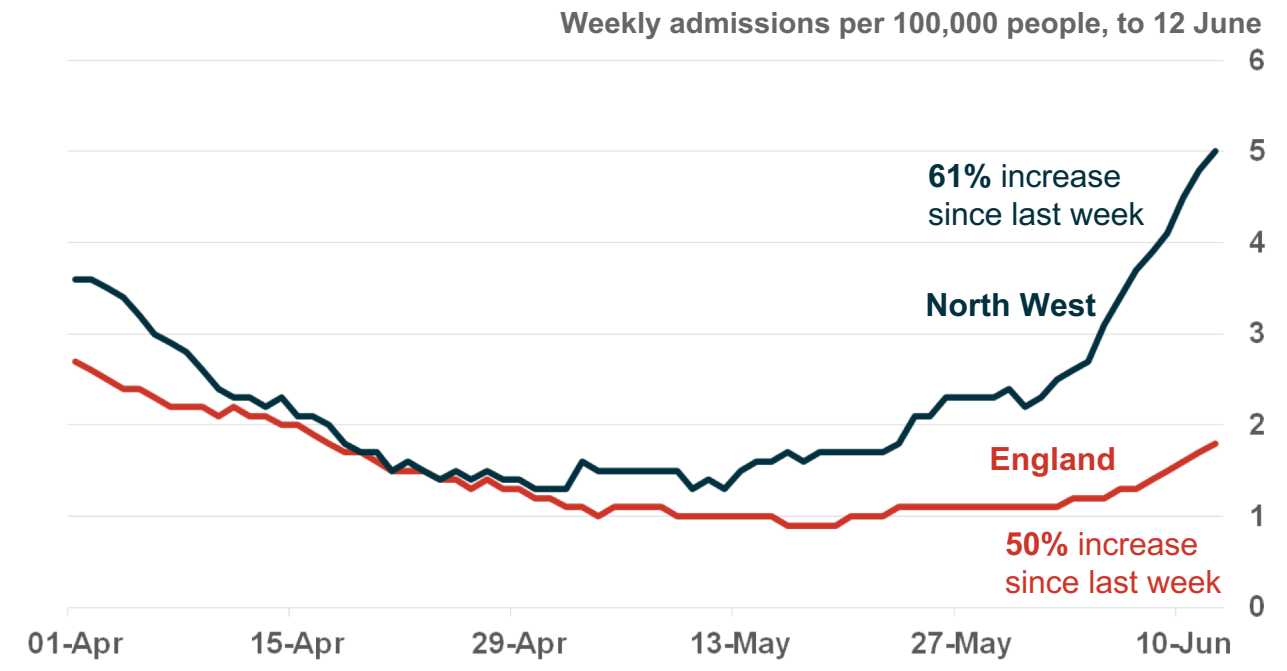
Change in case rates in England

Weekly 7-day case rate per 100,000 people for new cases
Absolute case rate change over the week from 2 to 9 June 2021



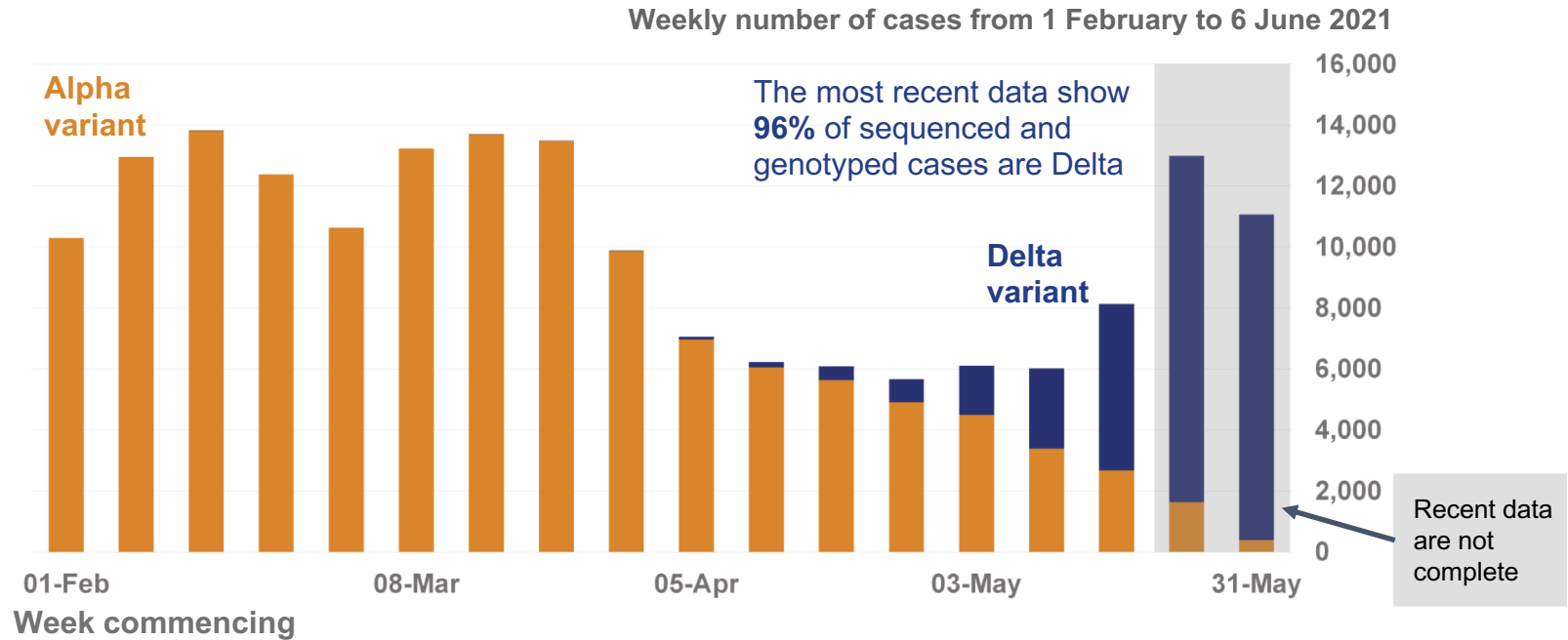
Roadmap Test 3: “Infection rates do not risk a surge in hospitalisations which would put unsustainable pressure on the NHS”

Average number of weekly hospital admissions per 100,000 people for the North West and England



Roadmap Test 4: “Our assessment of the risks is not fundamentally changed by new Variants of Concern”

Number of sequenced and genotyped Alpha and Delta variant cases over time in England



Statistical notes

Number of people who have received a vaccination for COVID-19, UK

Number of people who have received a first dose or both a first and a second dose of a vaccination for COVID-19, by day on which the vaccine was reported. Data are reported daily, and include all vaccination events that are entered on the relevant system at the time of extract. This includes reported vaccines that were administered up to and including the date shown. England data includes vaccinations reported in the National Immunisation Management Service which is the system of record for the vaccination programme in England, including both hospital hubs and local vaccination services. Data are extracted at midnight on the date of report. Welsh data includes vaccinations reported in the Welsh Immunisation System. Data is extracted at 10pm on the date of report. Scottish data includes vaccinations reported in the Vaccination Management Tool. Data is extracted at 8:30am on the day following the date of report. Northern Ireland data are extracted at the end of day of the date of report. Northern Ireland data is not available for 13 June - cumulative figures remain the same as the previous day.

Vaccine protection against infection and hospitalisation

Public Health England works closely with the Medicines and Healthcare Regulatory Agency, NHS England, and other government, devolved administration and academic partners to monitor the COVID-19 vaccination programme. It is assessed by taking into account vaccine coverage, evidence on vaccine effectiveness and the latest COVID-19 disease surveillance indicators. Vaccine effectiveness is estimated by comparing rates of disease in vaccinated individuals to rates in unvaccinated individuals. This data includes both Pfizer-BioNTech and Oxford-AstraZeneca vaccines.

Age distribution of hospital admissions, England

England data include people admitted to hospital who tested positive for COVID-19 in the 14 days prior to admission, and those who tested positive in hospital after admission. Inpatients diagnosed with COVID-19 after admission are reported as being admitted on the day prior to their diagnosis. Includes admissions to all NHS acute hospitals and mental health and learning disability trusts, as well as independent service providers commissioned by the NHS.

7-day case and admission rates, England

Cases refer to the number of people with at least one positive COVID-19 test result, either lab-reported or lateral flow device, by specimen date. Positive rapid lateral flow test results can be confirmed with Polymerase Chain Reaction (PCR) tests taken within 72 hours. If the PCR test results are negative, these are not reported as cases. People tested positive more than once are only counted once, on the date of their first positive test. Rates are presented per 100,000 people in the rolling 7-day period ending on the dates shown. In the case rate map, data is presented at Lower Tier Local Authority (LTLA) level.

Admissions refer to patients admitted to hospital with COVID-19 in England. Data include people admitted to hospital who tested positive for COVID-19 in the 14 days prior to admission, and those who tested positive in hospital after admission. Inpatients diagnosed with COVID-19 after admission are reported as being admitted on the day prior to their diagnosis. Admissions to all NHS acute hospitals and mental health and learning disability trusts, as well as independent service providers commissioned by the NHS are included. Rates are presented per 100,000 people in the rolling 7-day period ending on the dates shown.

Statistical notes

Number of sequenced and genotyped cases by Alpha and Delta variant over time, England

Variant prevalence for all England available case data from 1 February 2021, as of 7 June 2021. This data includes variant diagnoses made both by whole-genome sequencing and by a genotyping PCR test.

Further information and data:

UK - [COVID-19 in the UK](#); for further information contact coronavirus-tracker@phe.gov.uk

Welsh Government - [NHS activity and capacity during the COVID-19 pandemic](#)

Scottish Government - [COVID-19 daily data for Scotland](#)

Northern Ireland - [COVID-19 statistics](#)

Vaccine protection - [Vaccine Surveillance Report](#)